


# Gap Pad® I500S30

Highly Conformable, Thermally Conductive, Reinforced "S-Class" Gap Filling Material

## Features and Benefits

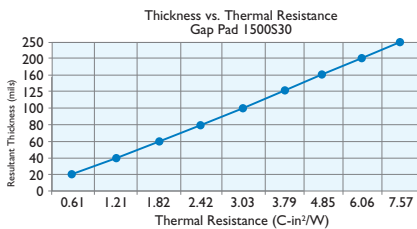
- Thermal conductivity: 1.3 W/m-K
- Highly conformable / low hardness
- Decreased strain on fragile components
- Fiberglass reinforced for puncture, shear and tear resistance
- Quick rebound to original shape



Gap Pad I500S30 is a highly compliant Gap Pad material that is ideal for fragile component leads. The material is fiberglass reinforced for improved puncture resistance and handling characteristics. Gap Pad I500S30 maintains a conformable, yet elastic nature that provides excellent interfacing and wet-out characteristics, even to surfaces with high roughness or uneven topography.

Gap Pad I500S30 features an inherent tack on both sides of the material, eliminating the need for thermally impeding adhesive layers.

*Note: Resultant thickness is defined as the final gap thickness of the application.*



TYPICAL PROPERTIES OF GAP PAD I500S30			
PROPERTY	IMPERIAL VALUE	METRIC VALUE	TEST METHOD
Color	Light Pink	Light Pink	Visual
Reinforcement Carrier	Fiberglass	Fiberglass	ASTM D374
Thickness (inch) / (mm)	0.020 to 0.250	0.508 to 6.350	ASTM D374
Inherent Surface Tack (1 side)	2	2	—
Density (Bulk Rubber) (g/cc)	1.8	1.8	ASTM D792
Heat Capacity (J/g-K)	1.0	1.0	ASTM E1269
Hardness (Bulk Rubber) (Shore 00) (1)	30	30	ASTM D2240
Young's Modulus (psi) / (kPa) (2)	16	110	ASTM D575
Continuous Use Temp (°F) / (°C)	-76 to 392	-60 to 200	—
<b>ELECTRICAL</b>			
Dielectric Breakdown Voltage (Vac)	>6000	>6000	ASTM D149
Dielectric Constant (1000 Hz)	5.0	5.0	ASTM D150
Volume Resistivity (Ohm-meter)	10 <sup>11</sup>	10 <sup>11</sup>	ASTM D257
Flame Rating	V-O	V-O	UL 94
<b>THERMAL</b>			
Thermal Conductivity (W/m-K)	1.3	1.3	ASTM D5470
<b>THERMAL PERFORMANCE vs. STRAIN</b>			
	Deflection (% strain)		
	10	20	30
Thermal Impedance (°C-in²/W) 0.040" (3)	1.69	1.41	1.26

1) Thirty second delay value Shore 00 hardness scale. 2) Young's Modulus, calculated using 0.01 in/min. step rate of strain with a sample size of 0.79 inch. 3) The ASTM D5470 test fixture was used. The recorded value includes interfacial thermal resistance. These values are provided for reference only. Actual application performance is directly related to the surface roughness, flatness and pressure applied.

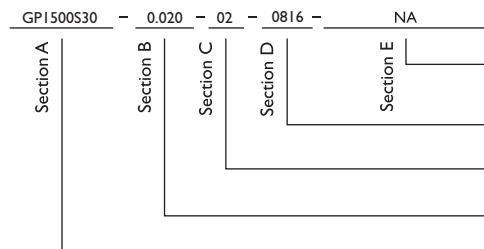
## Typical Applications:

- Any heat-generating component and a heat sink
- Computers and peripherals
- Telecommunications
- Between any heat-generating semiconductor and a heat sink
- Shielding devices

## Configurations Available:

- Sheet form and die-cut parts

## Building a Part Number



## Standard Options

◀ example

NA = Selected standard option. If not selecting a standard option, insert company name, drawing number, and revision level.

0816 = Standard sheet size 8" x 16", or 00 = custom configuration

02 = Natural tack, both sides

Standard thickness available: 0.020", 0.040", 0.060", 0.080", 0.100", 0.125", 0.160", 0.200", 0.250"

GPI500S30 = Gap Pad I500S30 Material

Note: To build a part number, visit our website at [www.bergquistcompany.com](http://www.bergquistcompany.com).



[www.bergquistcompany.com](http://www.bergquistcompany.com)

The Bergquist Company - North American Headquarters  
18930 West 78th Street  
Chanhassen, MN 55317  
Phone: 800-347-4572  
Fax: 952-835-0430

The Bergquist Company - European Headquarters  
Netherlands  
Phone: 31-35-5380684  
Fax: 31-35-5380295

The Bergquist Company - Asia Headquarters  
Hong Kong  
Phone: 852-2690-9296  
Fax: 852-2690-2344

All statements, technical information and recommendations herein are based on tests we believe to be reliable, and THE FOLLOWING IS MADE IN LIEU OF ALL WARRANTIES, EXPRESSED OR IMPLIED, INCLUDING THE IMPLIED WARRANTIES OF MARKETABILITY AND FITNESS FOR PURPOSE. Sellers' and manufacturers' only obligation shall be to replace such quantity of the product proved to be defective. Before using, user shall determine the suitability of the product for its intended use, and the user assumes all risks and liability whatsoever in connection therewith. NEITHER SELLER NOR MANUFACTURER SHALL BE LIABLE EITHER IN TORT OR IN CONTRACT FOR ANY LOSS OR DAMAGE, DIRECT, INCIDENTAL OR CONSEQUENTIAL, INCLUDING LOSS OF PROFITS OR REVENUE ARISING OUT OF THE USE OR THE INABILITY TO USE A PRODUCT. No statement, purchase order or recommendations by seller or purchaser not contained herein shall have any force or effect unless in an agreement signed by the officers of the seller and manufacturer.

PDS\_GP\_I500S30\_0711